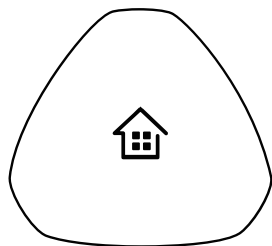
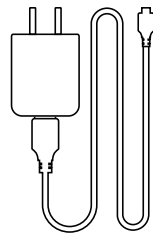


Product Hardware

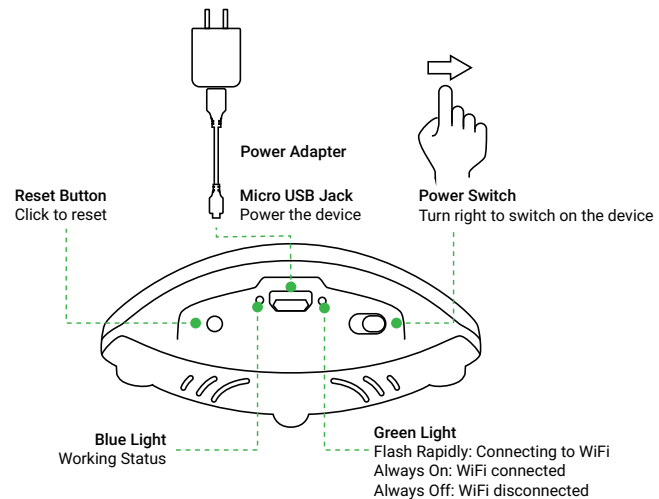


Smart Universal Remote x1



USB Power Adapter x1

Product Overview

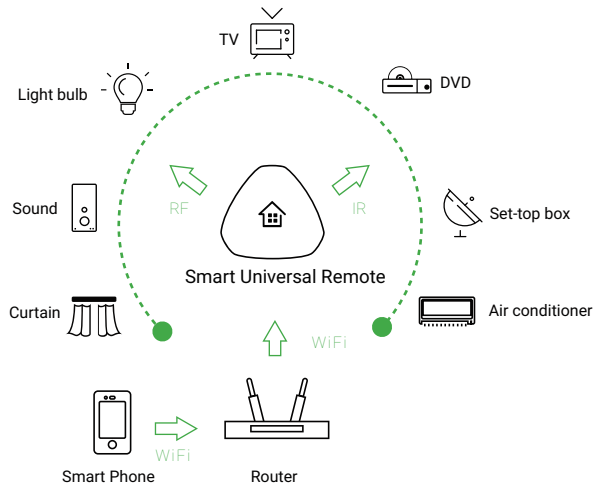


Smart Universal Remote

Smart Universal Remote

User's Manual

Product Brief



Features

Device Control

Control your air conditioner, TV, lights, electric curtains and many other devices using our Smart Universal Remote.

IR Controlling/Programming

Use our extensive Device Library to control your IR equipment or easily program your own remotes.

RF Controlling/Programming

Easily program RF devices into your smartphone.

Global Access

Use your smartphone to control your appliances from anywhere.

Scheduled Tasks

Set a regular task such as opening your curtains each morning.

One Touch Control

Simply perform multiple actions with one touch. eg. Turn on lights and TV when you are away.

Temperature Detection

Read the temperature in your home at anytime.

User's Guide

Make sure your phone connects to WiFi



Scan the QR code to download the App

Remark:

1. If the green light doesn't flash rapidly, press reset button;
2. DO NOT support 5GHz WiFi;



Power on the Smart Universal Remote



Toggle right the switch and wait until the green light flashing rapidly.

Launch the App



Find the "Add Smart Universal Remote" menu

Enter the WiFi password



Wait till the green light is always on which means successfully connected



Start control